




Discover innovation opportunities with ITONICS Radar

One collaborative platform for your team to understand, evaluate, and map trends, emerging technologies, startups, risks, and more.



Trusted by global
innovation leaders



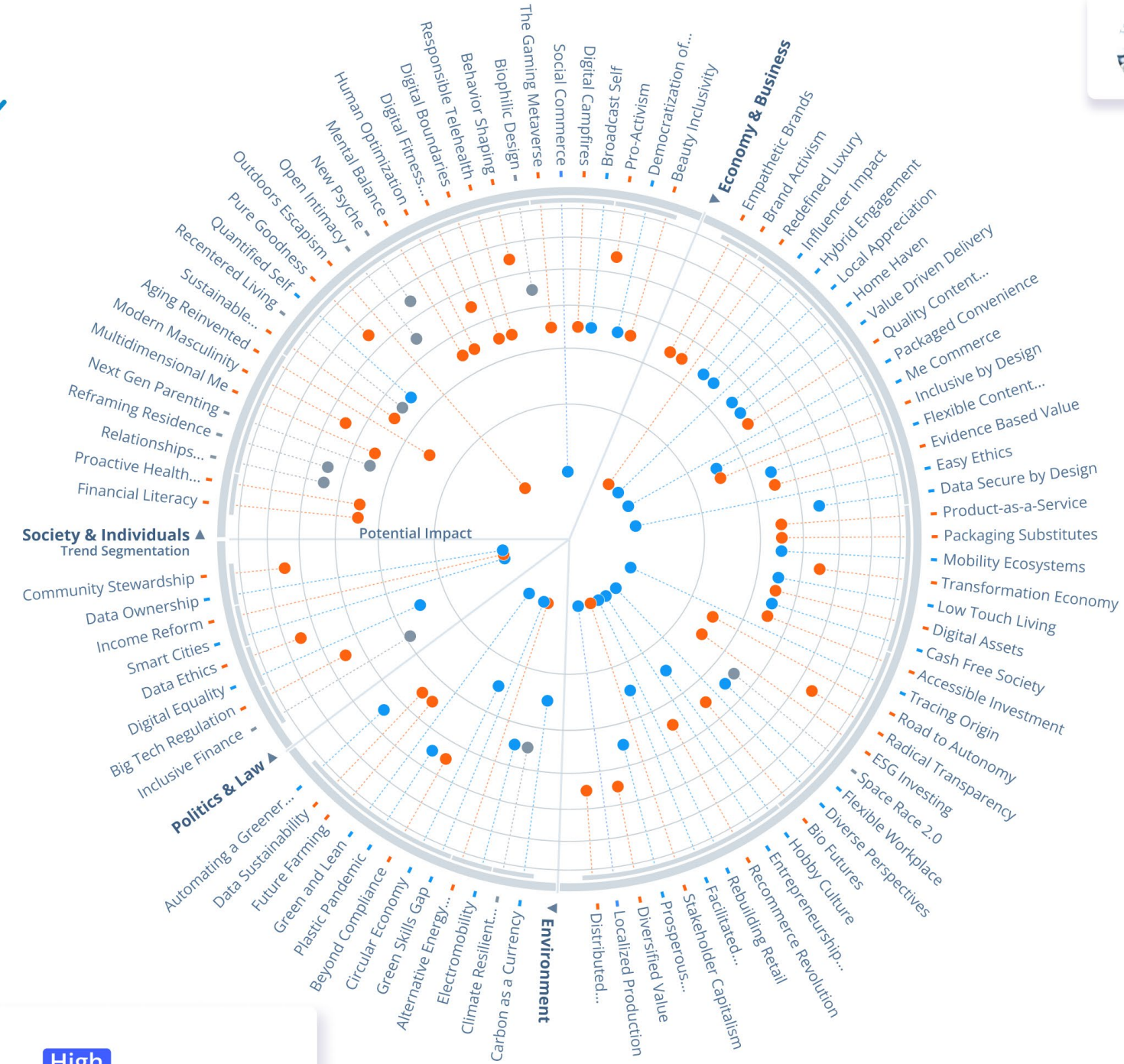
and more...

Make sense of your data

Align your organization

RADAR
Trend Radar

- Settings icon
- Share icon
- Connect icon
- abc icon
- Download icon
- Menu icon



Amazing content!

Jump into collective evaluation

Data Sustainability

TREND

Data Sustainability

PUBLISHED

Data Sustainability refers to growing awareness of the carbon footprint associated with storing and managing ever-growing quantities of data. As some of the biggest electricity users and carbon emission contributors in their big data supply chains, big tech companies such as Google and Amazon are incorporating Data Sustainability into their policies and practices. As cloud computing proliferates and more data centers are set up globally, Data Sustainability will become an increasingly relevant consideration as ESG...

Configure unique visualizations

Scope: High

Potential Impact: Medium

Kickstart environmental scanning

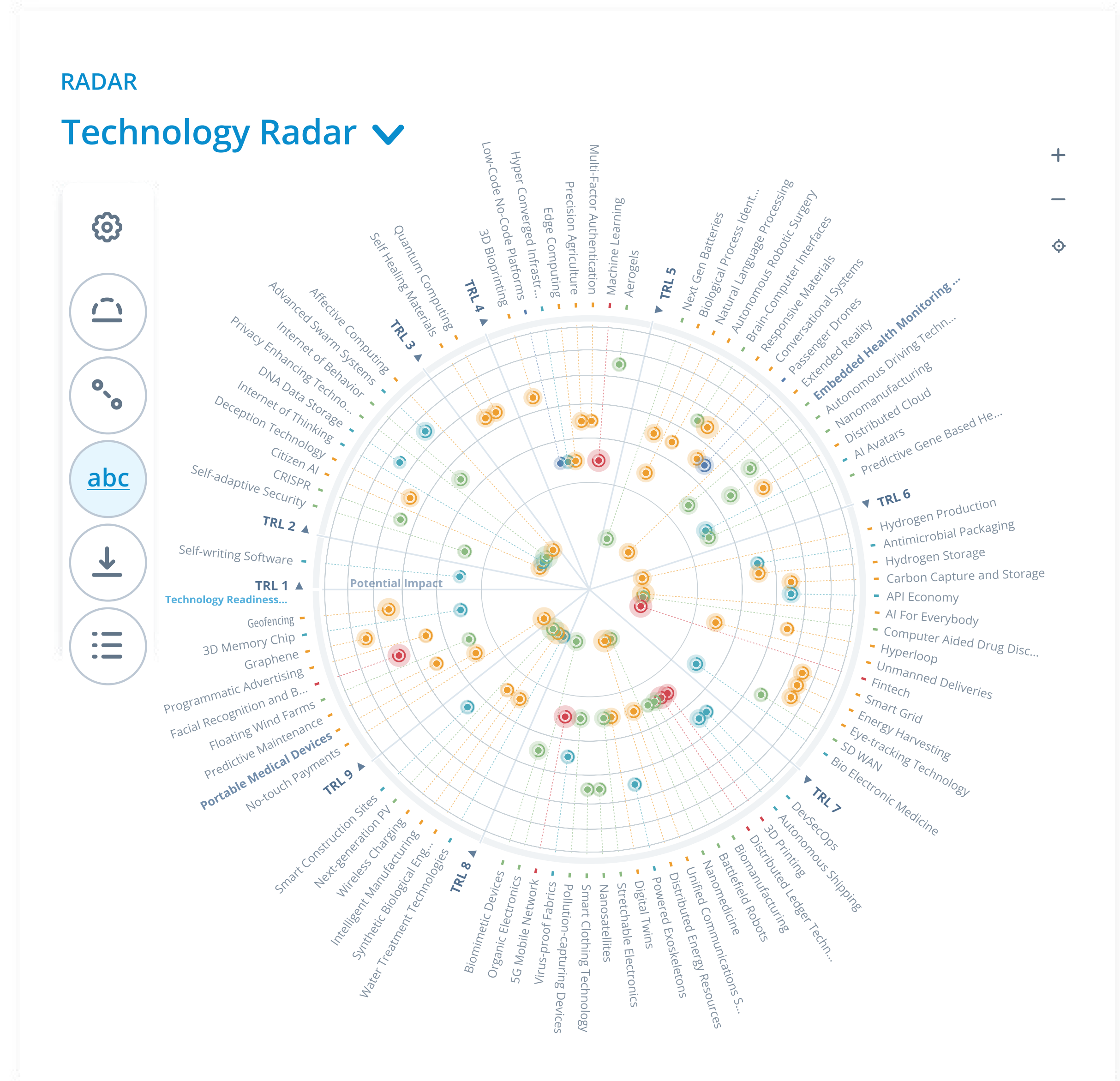
Centralize intelligence

Visualization

1. Make sense of your data.

Organize all your innovation knowledge on the Radar. Easily filter and compare it to understand relative impact at a glance.

Each dot on the radar represents a piece of information. Its position and visual appearance convey four dimensions of relevant information. Distance from center, for instance, indicates importance.



Radar configuration

2. Configure unique visualizations to show forces that affect your business.



The most flexible and easy-to-customize radar on the market adapts to a wide range of use cases.

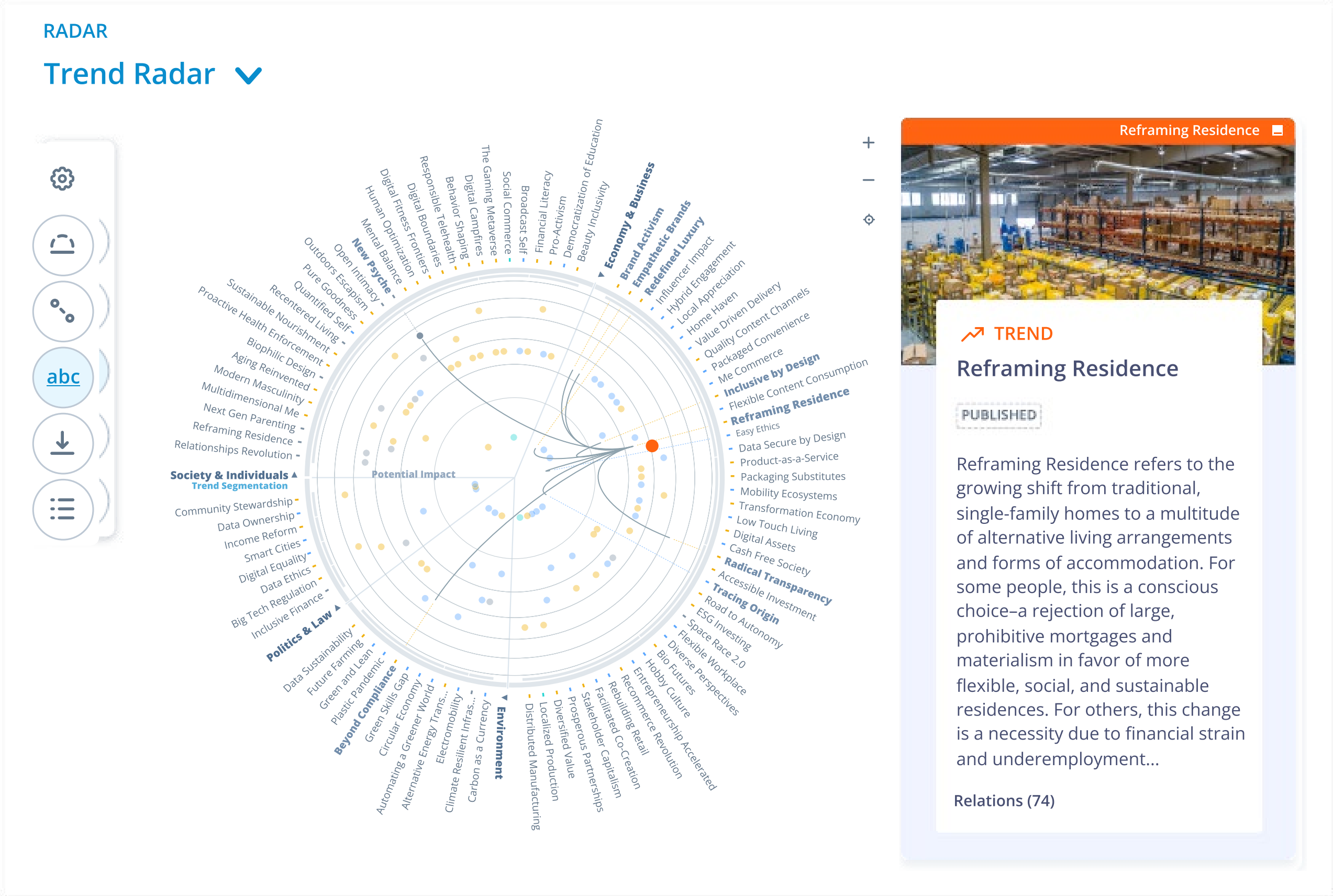
Customize the Radar view to show what your team and stakeholders are interested in. Set rating criteria to match your organization's unique terminology.

Analyst-curated content

3. Kickstart your company's environmental scanning with our pre-loaded content.

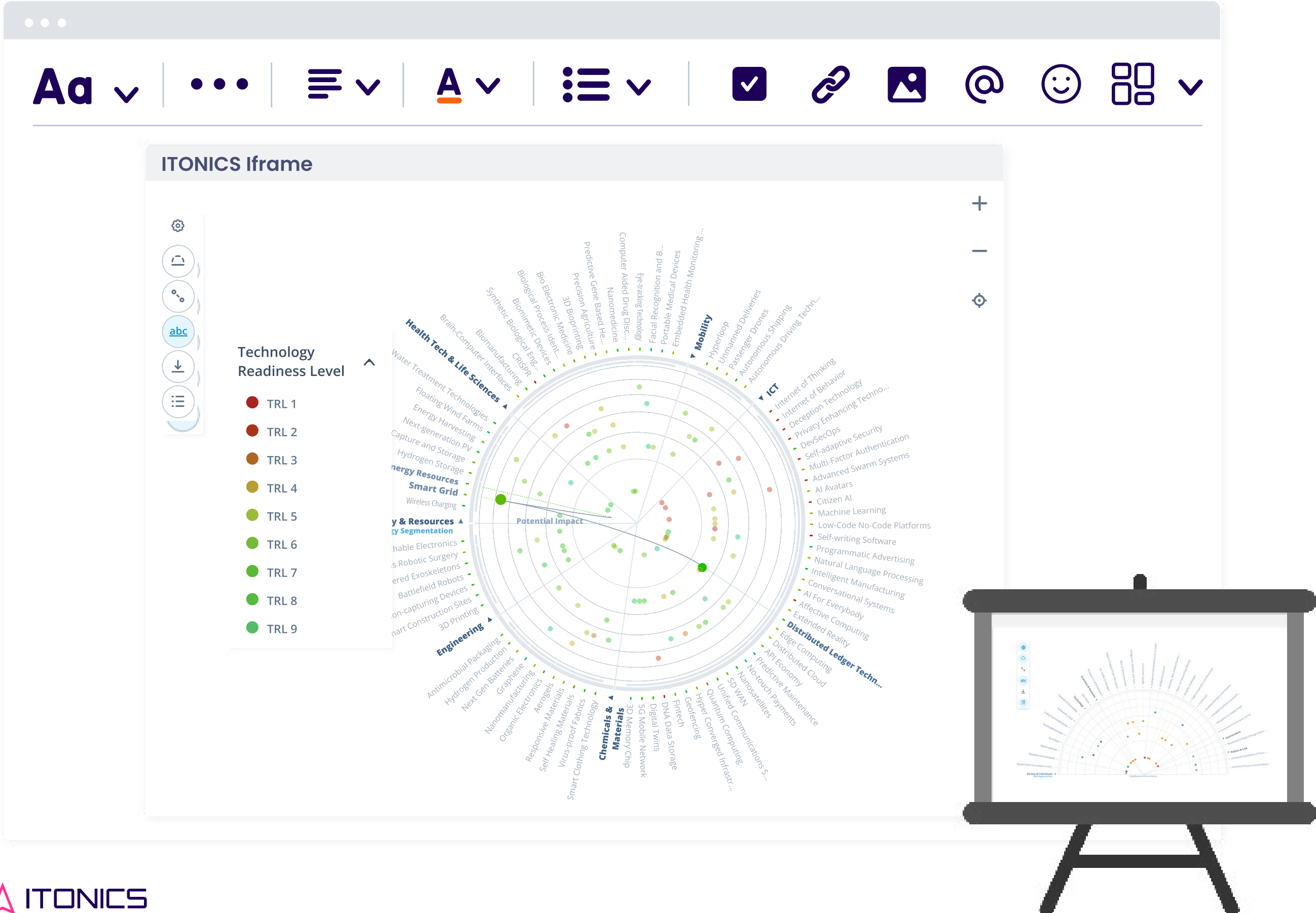
Explore more than a hundred [trends and technologies](#) curated by ITONICS analysts, then use the Radar to evaluate their relevance for your business.

Our pre-loaded content becomes more meaningful when your team members add their own assessments to it. Leverage internal expertise by [rating the content](#) on different criteria, then visualize it on the Radar to identify which trends and technologies to pay attention to.



Export and embed

4. Align your organization with a shared view of the future.



Our export and embed functionalities makes integrating radars throughout your organization easy. Create a data visualization for everyone to understand and buy into.

[Export radars](#) with one click to board-room-ready PDFs and boost engagement by [embedding the Radar](#) on an intranet or public webpage.

Ratings

5. Jump into collective evaluation with ITONICS best-practice rating criteria or add your own.

Accelerate decision-making by using our recommended criteria to assess trends, technologies, risks, or ideas. [Configure the rating criteria](#) to reflect your company's terminology.

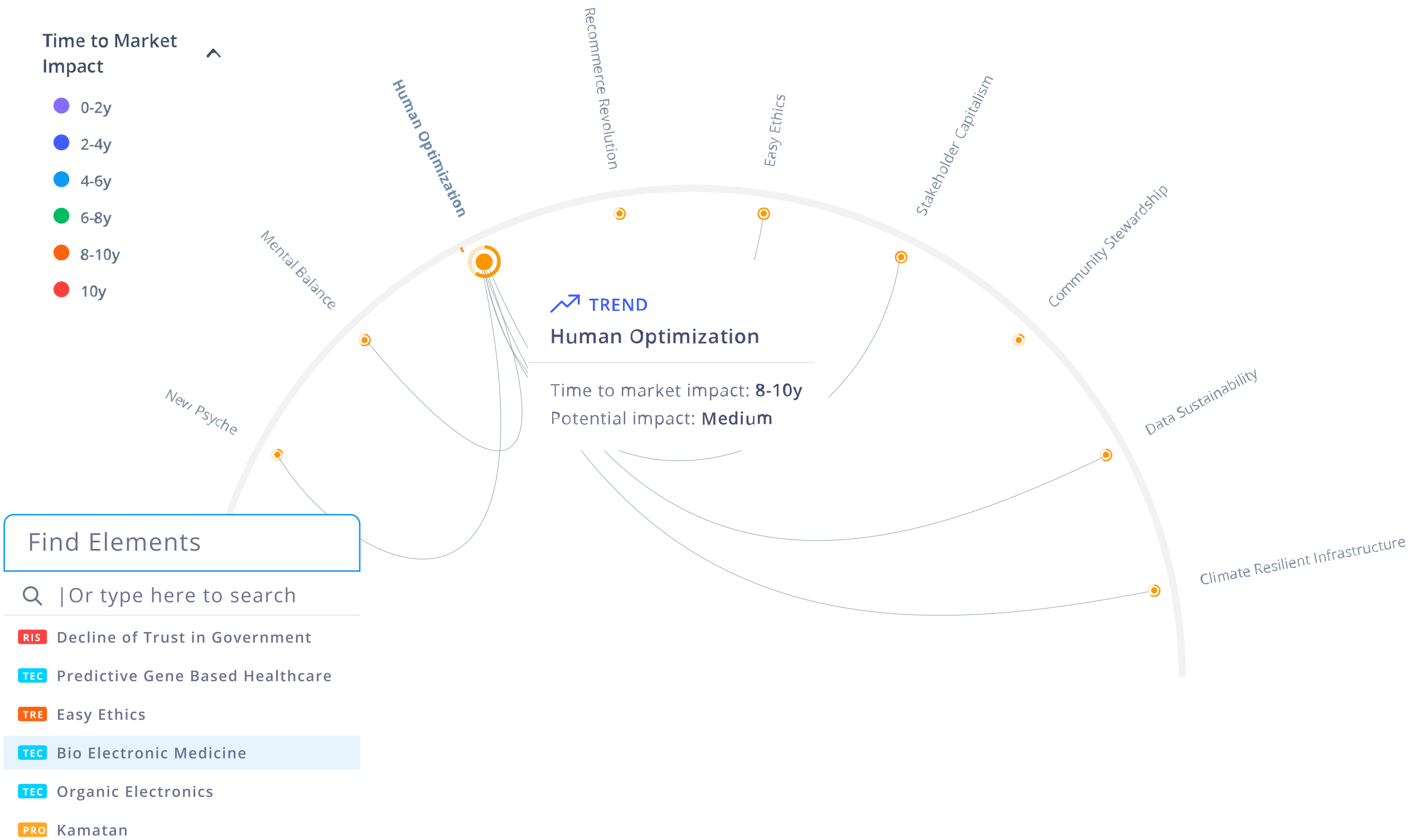
Users can rate straight from the Radar, adding their opinion on criteria such as potential impact, need for action, and internal know-how. You can then combine different ratings to gain insight from aggregated results.

- Actual Impact Rating
- Communication Rating
- Expected Return on Investment Rating
- Strategic Fit Rating



Share custom radars

6. Centralize intelligence by turning custom views into collective views.



Modify a Radar to highlight what is important, then save and share it with your team to spur them to action.

Use quick filtering configuration to draw attention to specific forces of change. [Name your custom radar](#) and send the link to your team and stakeholders to unify perspectives.

Let's talk about getting you started quickly. Here are some inspiring best practices for strategic foresight.



STRATEGIC FORESIGHT

How to Create Your Trend and Technology Radar in 5 Minutes

5 Aug 22 | 4 mins read



ENVIRONMENTAL SCANNING

How to Keep Up with Trends & Technologies: A Simple (but Powerful) Guide

7 Jul 22 | 4 mins read



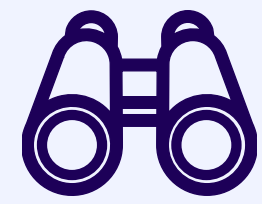
STRATEGIC FORESIGHT

A quick guide to effectively configuring your technology Radar

29 Sep 22 | 3 mins read



Use cases for ITONICS Radar




Identify business opportunities based on industry-specific trends and consumer needs.



Assess the impact of risks on your business in order to navigate uncertain times.



Collectively assess technologies that can bring you closer to game-changing innovation and inspire your company to invest.



Run a company-wide ideation challenge then visualize and evaluate the submissions on the Radar.



Scout for startups, then analyze their potential to decide which ones to partner with.



Keep an eye on the competition by creating a competitor radar to make comparisons on price, product, and more.

What our clients say about using Radar



Cisco operates in a world of increasing market volatility and globalization. With the Technology Radar, we found a solution to effectively and efficiently manage novel technologies to maintain and enhance our competitive position.

**Sylvain Baron,
Corporate Strategic Innovation,
Cisco**



World's leading Innovation OS

ITONICS is a leading SaaS provider of systematic innovation management. The ITONICS Innovation OS combined with a systematic framework to steer innovation efforts helps companies to identify emerging technologies, trends, and market potential and to translate them into customized growth strategies.

With more than 150 experts worldwide, we support innovation leaders such as adidas, AUDI, BMW, CISCO, Intel, Johnson & Johnson, and KPMG.

Get a Demo

Contact Us

Discover more at www.itonics-innovation.com

